

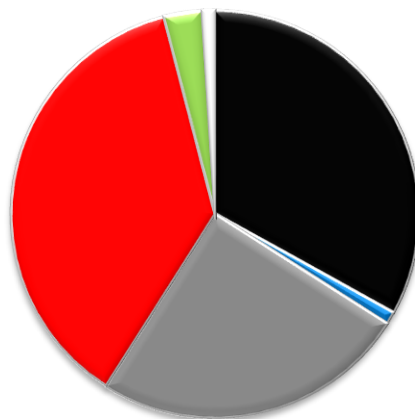
## Important Information about your Electricity Sources









As a certified Alternative Electricity Supplier, Commerce Energy, Inc. d/b/a Tara Energy is required to provide its customers with Environmental Disclosure Information quarterly under Section 16-127 of the Electric Service Customer Choice and Rate Relief Law of 1997 and the rule of the Illinois Commerce Commission, 83 Ill. Adm. Code 421.

The information contained herein provides a breakdown of different electricity generation sources delivered to our customers through the PJM interconnection.

| Sources of Electricity Supplied for the 12 months ending June 30, 2016 | Percentage of Total |
|--|---------------------|
| Biomass power  | <1%                 |
| Coal-fired power   | 33%                 |
| Hydro power  | 1%                  |
| Natural gas-fired power  | 25%                 |
| Nuclear power  | 37%                 |
| Oil-fired power  | <1%                 |
| Solar power  | <1%                 |
| Wind power   | 3%                  |
| Other resources  | 1%                  |
| Unknown resources purchased from other companies                       | 0%                  |
| <b>TOTAL</b>   | <b>100%</b>         |

### Source of Electricity Supplied for the 12 Months Ending June 2016



-  Biomass power <1
-  Coal-fired power 33%
-  Hydro power 1%
-  Natural gas-fired power 25%
-  Nuclear power 37%
-  Oil-fired power <1
-  Solar power <1
-  Wind power 3%

**AVERAGE AMOUNTS OF EMISSIONS<sup>1</sup> and AMOUNT OF NUCLEAR WASTE per 1000 kilowatt-hours (kWh) PRODUCED from KNOWN<sup>2</sup> SOURCES for the 12 months ending 06/30/2016**

|                          |             |
|--------------------------|-------------|
| Carbon Dioxide           | 956.5062lbs |
| Nitrogen Oxides          | 0.7054lbs   |
| Sulfur Dioxide           | 1.2509lbs   |
| High-Level Nuclear Waste | Unknown     |
| Low-Level Nuclear waste  | Unknown     |

\*Additional information on companies selling electrical power in Illinois may be found at the Illinois Commerce Commission's World Wide Website ([www.icc.state.il.us](http://www.icc.state.il.us))

<sup>1</sup> These figures are reflective of the "PJM System Mix". The PJM System Mix is the collective generation produced within the PJM interconnection, which is the regional transmission organization that maintains safety, reliability, and security of the transmission system and operates an efficient and effective wholesale electric market in 13 states and the District of Columbia. All accounts served by Tara Energy are within the PJM System Footprint.

<sup>2</sup> 100% of the total electricity was supplied from the PJM Interconnection and the amounts of emissions are known, however the amount of nuclear waste attributable to producing this electricity is not known and is not included in this table.

